



5400LN Series

Grade 1 Cylindrical Lever Locks

rugged yet refined

Designed for industrial, commercial and institutional use, the Yale® 5400LN Series heavy-duty cylindrical lockset offers no compromise when it comes to rugged reliability and performance. With key construction features such as our Free Wheeling lever mechanism, wear-resistant chassis plates, heavy-duty lever return springs and through-bolting, this Grade 1 trendsetter proves time and again why it's the favorite among architects and building owners who demand the highest standard of product quality.

And who says a lockset can't be tough and look good at the same time? The 5400LN features three aesthetic lever designs and a diverse line of eleven architectural finishes, which allow the freedom of enhancing any décor. With a lifetime warranty against lever sag and lever spring breakage, you'll never have to worry about your intended attraction becoming an unintended distraction.

A.D.A.

The 5400LN meets accessibility guidelines of the Americans with Disabilities Act and the requirements of the Uniform Federal Accessibility Standards and ANSI 117.1, all requiring ease of accessibility for the handicapped.

free wheeling lever trim

All 5400LN locking functions feature the



Free Wheeling lever mechanism. When the outside lever is locked, it will rotate freely up and down while remaining securely locked.

installation

5400LN Series Cylindrical Locks conform to ANSI/BHMA Specifications A156.115 which cover hardware preparations for steel doors and steel frames and A156.115-W which cover hardware preparations for wood doors with wood or steel frames.

windstorm

Certified (refer to local codes). 5400LN Series can be provided to meet FEMA 320 standards.



Hurricane



Tornado

See page 14 for How to Order .

knurled designs

Where required by the local authority, 5400LN trim can be knurled to be identifiable to the touch for blind persons. All lever designs in all finishes may be ordered knurled. Only the outside lever will be knurled unless specified otherwise.

warranty

The 5400LN Series cylindrical lever lock carries a seven-year warranty. Likewise, the 5400LN carries a lifetime warranty against lever sag and lever spring breakage.

iso 9001

Designed and manufactured under a certified ISO 9001 quality system.

microshield®

5400LN Series Locks are available with *MicroShield* antimicrobial coating. *MicroShield* is a revolutionary hardware finish coating, using a silver ion based technology, which inhibits the growth of bacteria, algae, yeast, fungus, mold and mildew. The lifetime of the finish to which it is applied. To order, suffix option code "YMS". Available for 626 finish, additional finishes by special application. Contact factory for availability.



Note: *MicroShield* coating may vary finish color from architectural standards. *MicroShield* is not intended as a substitute for traditional infection control programs such as hand hygiene or use of disinfectants. Coated products must still be cleaned to insure the surfaces will be free of destructive microbes. Yale makes no representations or warranties, express or implied, as to the efficacy of *MicroShield*.

contents

Introduction	2
Features	3
Lever Designs.....	4
Functions	5-7
SecureX®	8
SecureX® Accessories	9
Cylinders	10-11
Latchbolts	12
Strikes	13
Ordering Information.....	14
Sample Specification	15

finishes

ANSI/ BHMA Code	Finish Description
605	Bright Brass, Clear Coated
606	Satin Brass, Clear Coated
609	Satin Brass, Blackened, Satin Relieved, Clear Coated
612	Satin Bronze, Clear Coated
613	Dark Oxidized Satin Bronze, Oil Rubbed ¹
616	Satin Bronze, Blackened, Satin Relieved, Clear Coated
619	Satin Nickel Plated, Clear Coated
620	Satin Nickel Plated, Blackened, Satin Relieved, Clear Coated
625	Bright Chrome Plated
626	Satin Chrome Plated 
693	Black Painted
722	Black Oxidized Bronze, Oil Rubbed ²

1. New May 1, 2010
2. Formerly 613 prior to May 1, 2010

features

door thickness

Patented (patent no. 6,131,970) door adjustable rose support plates allow the 5400LN to easily adjust to doors from 1-3/4" to 2" thick. It can also be used on 1-3/8" thick doors by adding two spacer plates P/N 14-5401-6644. For 2-1/4" thick doors, please specify door thickness on order.

ANSI/BHMA

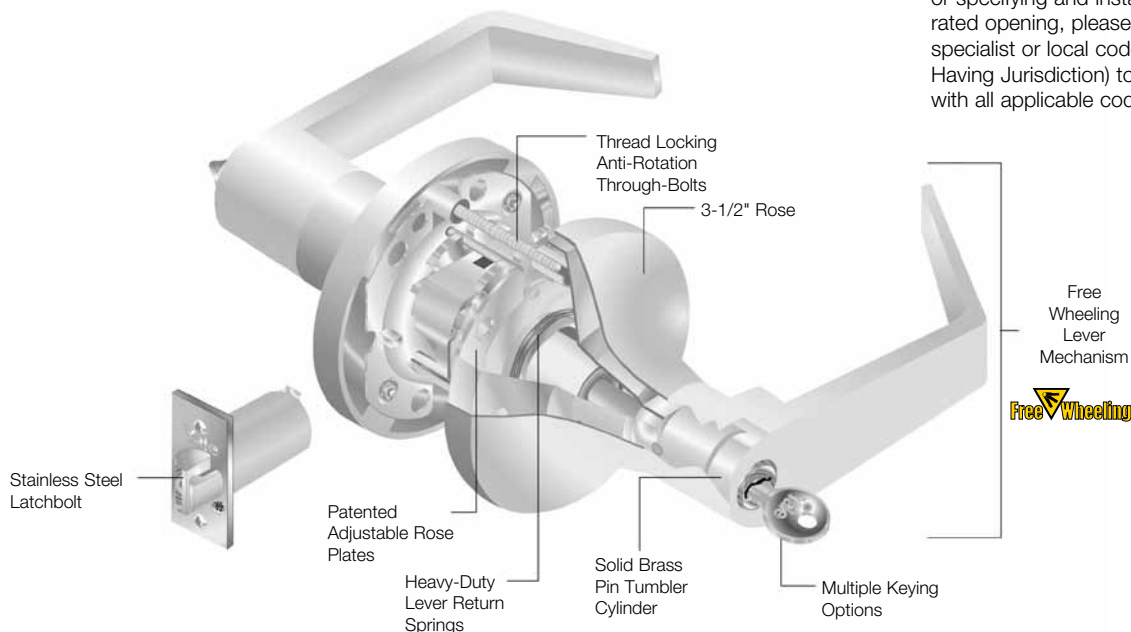
Certified ANSI/BHMA A156.2, Series 4000 Grade 1.



fire listings

UL - cUL Fire Label for all door functions up to 3 hours.

Note: Any retrofit or other field modification to a fire rated opening can potentially impact the fire rating of the opening, and Yale Locks & Hardware makes no representations or warranties concerning what such impact may be in any specific situation. When retrofitting any portion of an existing fire rated opening, or specifying and installing a new fire-rated opening, please consult with a code specialist or local code official (Authority Having Jurisdiction) to ensure compliance with all applicable codes and ratings.



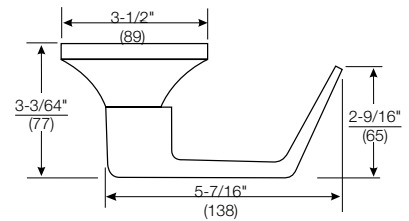

full-featured grade 1 lever lockset offering

- Free Wheeling lever mechanism increases vandal resistance and reduces the amount of maintenance typically required of locksets with rigid levers.
- 12 finish options.
- 3 lever designs.
- 24 functions including electrified.
- Stainless steel latchbolt provides added strength and wear resistance. Direct 1/2" throw is standard.
- A 3/4" latch throw for fire-rated or pairs of doors is available.
- Wear-resistant plates in the chassis help extend the life of the lockbody and provide smoother lock operation.
- Longer thread locking through-bolts through the chassis provide greater stability and prevent rotation.
- Lifetime warranted heavy-duty lever return springs prevent lever sag and provide positive return of lever to horizontal position.
- Patented (patent no. 6,131,970) door adjustable rose support plates allow for easy adjustment of lockset to fit doors ranging in thickness from 1-3/4" to 2". Rose spacers available for 1-3/8" thick doors.
- Three non-handed lever options (Augusta, Monroe, and Pacific Beach) comply with ADA requirements for easy gripping and operation.
- Expanded cylinder and keying options:
 - Yale® 6- and 7-pin standard and interchangeable core cylinders including Yale® KeyMark® protected keyway cylinders (see page 11).
 - Standard cylinders with Schlage® C and Sargent® LA keyways. Small format interchangeable cores with Best® keyways.
 - Levers which accept interchangeable core cylinders by Best®, Schlage®, ASSA® and Medeco®.
- 3-1/2" roses cover ANSI/BHMA hollow metal door cutout.

lever designs

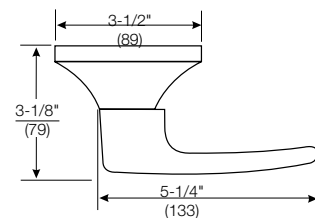

Augusta AU

Lever: Cast Zinc
Rose: Cold Forged Brass, Bronze



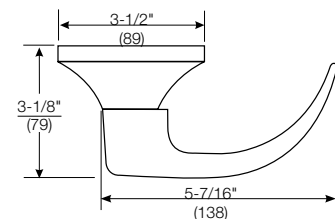

Monroe MO

Lever: Cast Zinc
Rose: Cold Forged Brass, Bronze



Pacific Beach PB

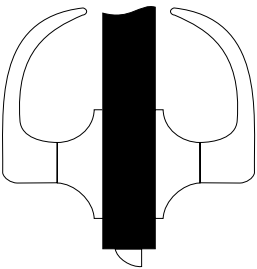
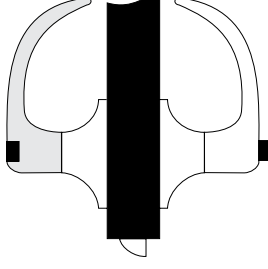
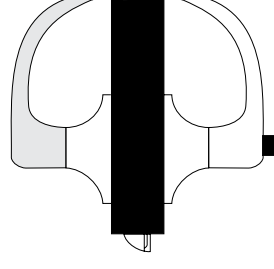
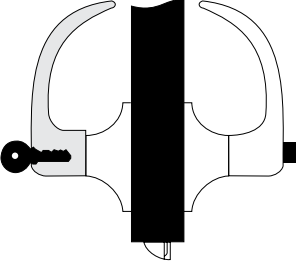
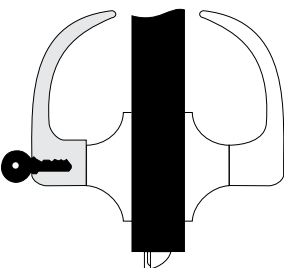
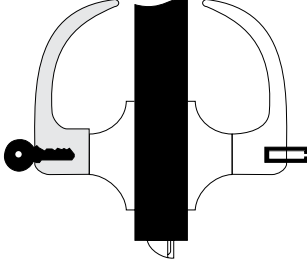
Lever: Cast Zinc
Rose: Cold Forged Brass, Bronze



Dimensions are shown in inches (millimeters).

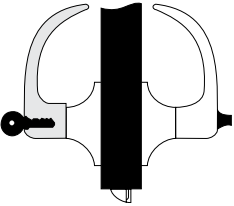
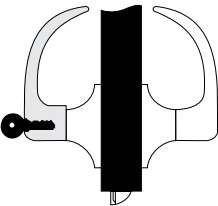
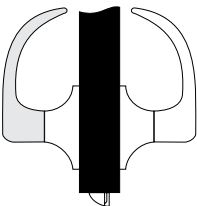
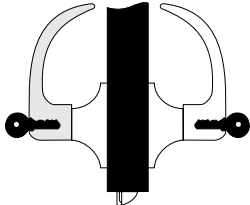
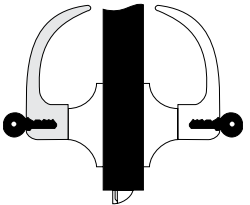
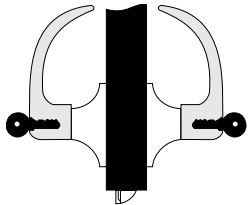
See page 10 and 11 for interchangeable core cylinder order options.

functions

<p>5401LN (F75)</p> <p>Passage or Closet Latch</p> <ul style="list-style-type: none"> • For doors that do not require locking. • Either lever operates latchbolt at all times.  <p>Outside Inside</p>	<p>5402LN (F76A)</p> <p>Privacy, Bedroom or Bath Lock</p> <ul style="list-style-type: none"> • For lavatory or other privacy doors. • Either lever operates latchbolt unless outside lever is locked by pushbutton inside.* • Button automatically releases when inside lever is turned or door is closed. • Emergency release in outside lever. Emergency key supplied. (PN 14-5302-1053-048) • Inside lever always active.  <p>Outside Inside</p>	<p>5403LN (F77A)</p> <p>Patio or Privacy Lock</p> <ul style="list-style-type: none"> • For exit doors with limited entry. • Deadlocking latchbolt. • Either lever operates latchbolt unless outside lever is locked by pushbutton inside.* • Button automatically releases when inside lever is turned or door is closed. • Inside lever always active.  <p>Outside Inside</p>
<p>5404LN (F82A)</p> <p>Entry Lock</p> <ul style="list-style-type: none"> • For entrance or office doors. • Deadlocking latchbolt. • Either lever operates latchbolt (except when outside lever is locked from inside).* • Pushing button in inside lever locks outside lever. (Automatically releases when inside lever is turned or key is rotated in locked outside lever.) • Latchbolt is operated by key in outside lever or by rotating inside lever. • Inside lever always active.  <p>Outside Inside</p>	<p>5405LN (F86)</p> <p>Storeroom or Closet Lock</p> <ul style="list-style-type: none"> • For use on storeroom, utility, and exit doors. • Deadlocking latchbolt. • Latchbolt operated by lever inside, key in outside lever. • Outside lever always locked.* • Inside lever always active.  <p>Outside Inside</p>	<p>5406LN (F92)</p> <p>Service Station Lock</p> <ul style="list-style-type: none"> • Deadlocking latchbolt. • Either lever operates latchbolt. • Pushbutton in inside lever locks outside lever. (Automatically releases when inside lever is turned, door is closed or key is rotated in outside lever, except when slotted pushbutton is rotated 90° clockwise to retain outside lever in locked position).* • Latchbolt operated by key in outside lever, inside lever always active.  <p>Outside Inside</p>

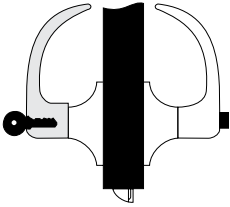
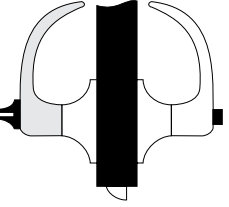
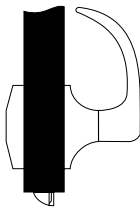
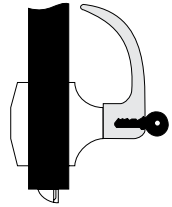
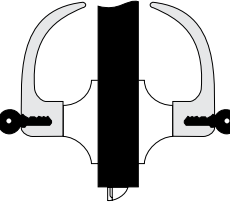
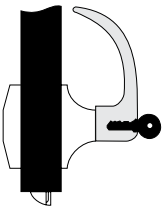
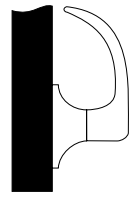
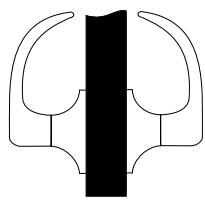
* Lever handles are Free-Wheling in locked position. Shaded area denotes FreeWheling lever.

functions

<p style="text-align: center;">5407LN (F109)</p> <p>Entry Lock</p> <ul style="list-style-type: none"> • For entrance, general home or office doors. • Deadlocking latchbolt. • Either lever operates latchbolt (except when outside lever is locked from inside).* • Pushing turn button in inside lever locks outside lever, and automatically releases when inside lever is turned or key is rotated in locked outside lever. • Outside lever may be retained in locked position by pushing and rotating turn button 90° clockwise to a horizontal position; not released until turn button is manually returned to the vertical position. • Latchbolt is operated by key in outside lever or by rotating inside lever. • Inside lever always active.  <p style="text-align: center;">Outside Inside</p>	<p style="text-align: center;">5408LN (F84)</p> <p>Classroom Lock</p> <ul style="list-style-type: none"> • For classroom or utility room doors. • Deadlocking latchbolt. • Either lever operates latchbolt (except when outside lever is locked by key).* • Inside lever always active. • Outside lever locked* or unlocked only by key.  <p style="text-align: center;">Outside Inside</p>	<p style="text-align: center;">5409LN (F89)</p> <p>Exit Latch</p> <ul style="list-style-type: none"> • For exit doors with no-entry desired. • Deadlocking latchbolt. • Outside lever always locked.* • Inside lever always active.  <p style="text-align: center;">Outside Inside</p>
<p style="text-align: center;">5417LN (F88)</p> <p>Apartment, Exit or Public Toilet Lock</p> <ul style="list-style-type: none"> • For office or apartment building entrance doors or lavatory doors. • Deadlocking latchbolt. • Either lever operates latchbolt (except when outside lever is locked by key from inside).* • Key in outside lever operates latchbolt. • Inside lever always active. <p>NOTE: Inside handle requires 1802S standard 6-pin cylinder.</p>  <p style="text-align: center;">Outside Inside</p>	<p style="text-align: center;">5418LN (F110)</p> <p>Intruder Classroom Lock</p> <ul style="list-style-type: none"> • For classroom doors. • Deadlocking latchbolt. • Either lever operates latchbolt (except when outside lever is locked by key from either side). • Outside lever remains locked upon egress • Inside lever always active.  <p style="text-align: center;">Outside Inside</p>	<p style="text-align: center;">5421LN (F80)</p> <p>Communicating Lock</p> <ul style="list-style-type: none"> • For communicating or store entrance doors. • Deadlocking latchbolt. • Either lever operates latchbolt (except when key in either lever locks or unlocks the lever independently of the other).* • Should be used only in offices or rooms with multiple entries. <p>NOTE: Not available with IC core cylinders.</p>  <p style="text-align: center;">Outside Inside</p>

* Lever handles are Free-Wheeling in locked position. Shaded area denotes FreeWheeling lever.

functions

<p>5422LN (F90)</p> <p>Corridor Lock</p> <ul style="list-style-type: none"> • Deadlocking latchbolt. • Either lever operates latchbolt (except when outside lever is locked by inside pushbutton or key in outside lever).* Inside lever always active. • When locked by button, the button automatically releases when inside lever is turned or door is closed. • When locked by key, the automatic release is made inoperative and must be manually unlocked by the key.*  <p>Outside Inside</p>	<p>5425LN</p> <p>Privacy Lock</p> <ul style="list-style-type: none"> • For lavatory or other privacy doors. • Either lever operates latchbolt (except when outside lever is locked by inside pushbutton).* • Button automatically releases by turning inside lever or closing door. • Door can be unlocked, when necessary, by operating outside turnbutton. • No emergency key required. • Optional flush turnbutton available for outside. Specify option "FTB"  <p>Outside Inside</p>	<p>5428LN (F111)</p> <p>Communicating Passage Lock</p> <ul style="list-style-type: none"> • For twin communicating or exit doors where one side operation is required. • Use where space is limited. • Deadlocking latchbolt. • One lever operation. • Blank rose. • Should be used only where rooms have more than one entrance.  <p>Outside Inside</p>	<p>5429LN (F113)</p> <p>Communicating Classroom Lock</p> <ul style="list-style-type: none"> • For twin communicating or closet doors where one side operation or space between doors is limited. • Deadlocking latchbolt. • Blank rose. • Inside lever operates latchbolt except when lever is locked by key.* • Should be used only where rooms have more than one entrance. <p>(Not available with IC core cylinders.)</p>  <p>Outside Inside</p>
<p>5430LN (F87)</p> <p>Utility, Asylum or Institutional Lock</p> <ul style="list-style-type: none"> • Deadlocking latchbolt. • Latchbolt operated by key in lever from either side. • Both levers always locked.* <p>Note: Not available with IC core cylinders.</p>  <p>Outside Inside</p>	<p>5439LN (F112)</p> <p>Communicating Storeroom Lock</p> <ul style="list-style-type: none"> • For twin communicating or closet doors where one side operation is required or space between doors is limited. • Deadlocking latchbolt. • Latchbolt operated by key only in inside lever. • Inside lever always locked.* • Blank rose. • Should be used only where rooms have more than one entrance. <p>(Note: Not available with I.C. core cylinders)</p>  <p>Outside Inside</p>	<p>455LN</p> <p>Dummy Trim</p> <ul style="list-style-type: none"> • For non-operational lever used for decorative trim.  <p>Outside Inside</p>	<p>455LN-D</p> <p>Double Dummy Trim</p> <ul style="list-style-type: none"> • For non-operational lever used for decorative trim.  <p>Outside Inside</p>

* Lever handles are Free-Wheeling in locked position. Shaded area denotes FreeWheeling lever.

securex®

operation

Electric locks provide the ability to electrically lock or unlock the outside trim from a remote location. Fail Safe locks are commonly used in stair towers to release upon fire alarm activation. Fail Secure locks are used on perimeter doors or security doors to allow ingress using access control technologies (proximity cards, keypads, etc.)

features

- Free Wheeling lever mechanism.
- Self-contained, continuous-duty integral solenoid (allows installation in standard cylindrical prep).
- Available Fail Safe or Fail Secure.
- Available in 12 or 24 volts DC.
- External rectifier available upon request for AC operation.
- Mechanical cylinder override.
- All 5400LN cylinder options.
- Certified ANSI/BHMA Grade 1.
- UL listed.
- 2-year limited warranty.

REX

Request to Exit - Operating inside lever handle triggers REX switch which can be used to shunt an alarm, monitor egress or release a magnetic lock, etc.




electrical specifications

- Continuous duty solenoid
150 mA @ 24VDC
300 mA @ 12VDC
- REX (SPDT) Contact Rating:
3A @ 125 VAC
2A @ 24 VDC

electrolynx®

Yale® electrified 5400LN locks are equipped with *ElectroLynx* connectors. As a standard feature, these connectors link power from the incoming source to electrified locking products, including hinges, locks, exit devices, magnetic holders and strikes.

Note: Electrified door hardware with *ElectroLynx* connectors requires a compatible number of lead wires attached to the door hinge.



functions

Outside	Inside	Function	Function Description
		5490LN	Fail Safe <ul style="list-style-type: none"> • Power on locks outside lever. • Inside lever always active. • Latchbolt retracted by key when locked electrically. • Free Wheeling lever when locked electrically.
		5491LN	Fail Secure <ul style="list-style-type: none"> • Power on unlocks outside lever. • Inside lever always active. • Latchbolt retracted by key when power is off. • Free Wheeling lever when power is off (locked).

Outside	Inside	Function	Function Description
		5480LN	Fail Safe <ul style="list-style-type: none"> • Power on locks outside lever. • Inside lever always active. • Latchbolt retracted either side except when outside lever is locked electrically. • Free Wheeling lever when locked electrically.
		5481LN	Fail Secure <ul style="list-style-type: none"> • Power on unlocks outside lever. • Inside lever always active. • Latchbolt retracted either side when power is off. • Free Wheeling lever when power is off (locked).



securex® accessories

BPS power supplies by securitron®

Operation

Power supplies are designed to provide reliable filtered and regulated power for long life to a variety of electrified hardware components.

Product Features

- Individual output circuit breakers
- Regulated and filtered fuse protected outputs
- LEDs monitor zone status (voltage or no voltage)
- Slide switches connect or disconnect load from power (Not available on 1 Amp supplies)
- Internal Back-Up battery charging circuit
- Rugged steel enclosure
- Fire alarm interface

Listings

- UL CLASS 2

Applications (use with):

- Fail Safe cylindrical locks
- Fail Secure cylindrical locks

Ordering

Ex: BPS-24-4, BPS-12-3

Model	Input	Output	Application
BPS-24-1	120 VAC	1 Amp @ 24 VDC	2-5400LN
BPS-24-2	120 VAC	2 Amp @ 24 VDC	5-5400LN
BPS-24-4	120 VAC	4 Amp @ 24 VDC	11-5400LN
BPS-12-1	120 VAC	1 Amp @ 12 VDC	1-5400LN
BPS-12-3	120 VAC	3 Amp @ 12 VDC	3-5400LN

Consult factory for additional power supply applications.

Yale recommends McKinney®, Pemko and Securitron® for power transfer devices and other electronic accessories.

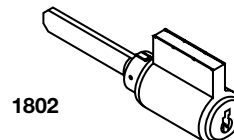
cylinders

cylinder options


The following selection guide indicates the correct cylinder for each locking segment.

Lockset Series: 5400LN		Types of Cylinder Mechanisms								
		Conventional		Protected Keyway		Security		High Security		
Cylinder Types	Fixed Core	6-pin	7-pin	6-pin	7-pin	6-pin	7-pin	6-pin	7-pin	
	Key-In-Lever	1802	1802A	K402	K402	5802	5802A	N/A	N/A	
	Interchangeable Core									
	LFIC	1210	1220	K800	K800	5210	5220	N/A	N/A	
SFIC	N/A	N/A	K600	K600	N/A	N/A	N/A	N/A		

Refer to Yale® KeyMark® and/or Cylinders and Keys Catalog sections for all details and how to order examples.



1802



1210

Yale® KeyMark®

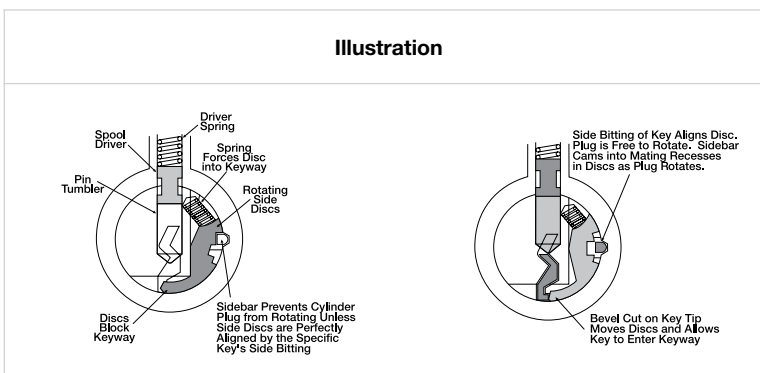
For those applications requiring protected key control, Yale® KeyMark® cylinders guard against unauthorized key duplication. The *Yale KeyMark Security Leg®* keyway feature increases resistance against picking and impressioning and can easily retrofit into existing systems. For further details and availability, refer to the separate *Yale KeyMark* catalog.



security cylinders

Security cylinders contain two independent locking mechanisms. The first is a traditional 6- or 7-pin tumbler mechanism with spool drivers for greatly increased picking resistance.

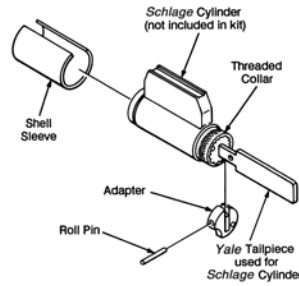
The second is an innovative 5-tumbler rotating disc mechanism with sidebar engagement. The rotating discs are spring loaded and block the bottom of the keyway.



cylinders

107S Schlage® cylinder adapter kit

Used to modify *Schlage* cylinder for fit in the 5400LN.
P/N 14-5407-0300-048



other manufacturer keyway cylinders

Illustration	Description	Model Number	Number of Pins
	Best® Keyway Cylinder. Available keyed random, master keyed or uncombined. Specify keyway A, B, C, D, E, F, G, H, J, K, L or M.	A600	6 or 7
	Corbin Russwin "L4", Corbin "60", Russwin "D1", Sargent® "LA" or Schlage® "E" Keyway. Specify keyway. Available keyed random.	3804*	6
	Schlage® "C" Keyway. Available 0-bitted or keyed random.	2802	6

*3804 cylinders require the 107S cylinder adapter kit to fit the 5400LN locksets. These cylinders are not ANSI/BHMA certified.

levers accepting SFIC and other manufacturers' large format interchangeable cores

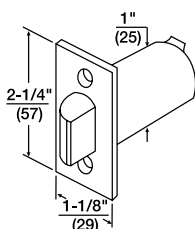
	Description	Prefix	Number of Pins
	SFIC (Accepts all Small Format Interchangeable Cores)	B (i.e. B-AU, B-MO, B-PB)	6 or 7
	Medeco®, ASSA® (LFIC)	M* (i.e. M-AU)	6
	Schlage® (LFIC)	SI (i.e. SI-AU, SI-PB, SI-MO)	6

*Medeco®, ASSA® option available only with AU lever. (Note: For Medeco 32 series cores.)
LFIC = Large Format Interchangeable Core
SFIC = Small Format Interchangeable Core

latchbolts

plain latchbolts

Model No. 693 supplied standard with all 5400LN series locksets without locking function. Standard plain latchbolt has a 2-1/4" (57mm) x 1-1/8" (29mm) beveled front with a 2-3/4" (70mm) backset and a 1/2" (13mm) bolt throw. Optional latchbolts with a greater backset/throw available to special order.

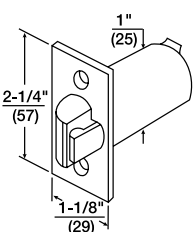


Model No.	Front	Backset	Throw	Front Width	Latch Diameter
693	Beveled	2-3/4" (70mm)	1/2" (13mm)	1-1/8" (29mm)	1" (25mm)
F693	Flat	2-3/4" (70mm)	1/2" (13mm)	1-1/8" (29mm)	1" (25mm)
3693	Beveled	3-3/4" (95mm)	1/2" (13mm)	1-1/8" (29mm)	1" (25mm)

Note: for 3/4" throw applications, only deadlocking latchbolts available.

deadlocking latchbolts

Deadlocking latchbolt Model No. 694 supplied standard with all 5400LN series locksets with locking function. Standard deadlocking latchbolt has a 2-1/4" (57mm) x 1-1/8" (29mm) beveled front with a 2-3/4" (70mm) backset and a 1/2" (13mm) bolt throw. Optional latchbolts with a greater backset/throw available to special order.



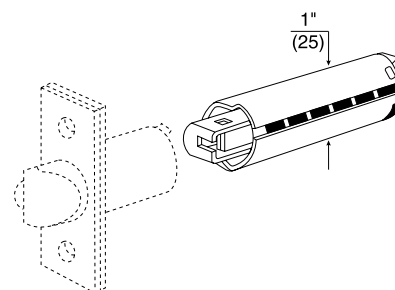
Model No.	Front	Backset	Throw	Front Width	Latch Diameter
694	Beveled	2-3/4" (70mm)	1/2" (13mm)	1-1/8" (29mm)	1" (25mm)
F694	Flat	2-3/4" (70mm)	1/2" (13mm)	1-1/8" (29mm)	1" (25mm)
3694	Beveled	3-3/4" (95mm)	1/2" (13mm)	1-1/8" (29mm)	1" (25mm)
480B	Beveled	2-3/4" (70mm)	3/4" (19mm)	1-1/8" (29mm)	1" (25mm)
F480B	Flat	2-3/4" (70mm)	3/4" (19mm)	1-1/8" (29mm)	1" (25mm)
3480B	Beveled	3-3/4" (95mm)	3/4" (19mm)	1-1/8" (29mm)	1" (25mm)

Note: For 2-3/8" backset, contact Customer Support.

backset extension links

All 5400LN Series locksets are supplied with standard latchbolts of 2-3/4" (70mm) backset; optional latchbolts with a 3-3/4" (95mm) backset are available to special order. Extension links are also available for attachment to 2-3/4" (70mm) or 3-3/4" (95mm) backset latchbolts to extend the backset to the desired length.

Desired Backset	Latchbolt Backset	Order Extension List No.
5" (127mm)	2-3/4" (70mm)	481DL
6" (152mm)	3-3/4" (95mm)	481
7" (178mm)	2-3/4" (70mm)	482
8" (203mm)	3-3/4" (95mm)	482
18" (46cm)	2-3/4" (70mm)	484
19" (48cm)	3-3/4" (95mm)	484



Other extension links up to 42" (1.06m) backset are available to special order.

attaching screws

(Not regularly supplied when latchbolts ordered separately).

- For all latchbolts**

#8-8-32 x 3/4" (19mm) Phillips flat head combination wood and machine screws
 Brass - P/N 81-2022-0416*
 Bronze - P/N 81-2032-0416*

- Hollow Metal Doors**

#8 - 32 x 1" (25mm) Phillips flat head machine screw
 Brass - P/N 81-0022-0420*
 Bronze - P/N 81-0032-0420*

***Specify finish required.**

strikes

Yale® 5400LN locks are available with a variety of strike options. All strikes are located on the same vertical and horizontal center lines as the latchbolt. Some strikes are available in special lip lengths to accommodate varying thickness of doors and frames. To determine the proper length of the lip, measure from the center line of the strike to the edge of the jamb, accounting for any interfering trim (i.e. wood molding) and then add 1/4" (6mm) for curved lip. All strikes are reversible. Strikes are fabricated of either brass, bronze or stainless steel, depending on the lockset trim finish. When ordering strikes separately, specify the finish required.

<p>Model No. 497 ANSI Strike (Standard) 1-1/4" supplied standard. 1-1/8", 1-1/2", and 1-3/4" lip lengths available by special order. For door and frames with ANSI/BHMA A156.115 preparations.</p>	<p>Model No. 495 Strike (Optional) 1-1/4" curved lip, strike box supplied. 1", 1-1/2", 1-3/4" and 2" curved lip lengths available by special order. Anti-rattle tab.</p>	<p>Model No. 497B Blank ANSI Strike (Optional) Available to special order. Installed in frame with standard ANSI/BHMA A156.115 preparation to replace the strike when the lockset has been removed from the door.</p>	<p>Model No. 202 Strike Box for ANSI Strike (Optional) Specify 497 x 202</p>

attaching screws

(Not regularly supplied when strikes ordered separately).

For Model No. 495 strike

#8-8-32 x 3/4" (19mm) Phillips flat head combination wood and machine screw P/N-81-2012-9416.

For Model No. 497 strike and 497B plate

#12-12-24 x 1" (25mm) Phillips flat head combination wood and machine screw P/N-81-2012-0620.

Note: When ordering strike plates or attaching screws individually, specify the finish required; i.e. 497 x 202 x 612; #81-2012-0620 x 612.

ordering information

From this outline select the Model Number for the Yale® 5400LN Series Cylindrical Lockset you require.

Design	Function	Option	Latch	Strike	Cylinder	Door Thickness	Finish
See Page 4	See Pages 5-7	REX - See page 8 TD - See page 14	See Page 12	See Page 13	See Pages 10-11	See Page 3	See Page 2

ordering example

Quantity	Design	Function	Option	Latch	Strike	Cylinder	Door Thickness	Finish
100	AU	5407LN	TD	F694	497	1802	1-3/4"	626

FEMA 320

The 5400LN can be used in conjunction with a Ceco StormPro® 320 door and frame and Medeco® Maxum Security deadbolts to meet the standards of the FEMA 320 Large Missile Impact test. The 5400LN requires the use of longer through-bolt screws. To order, add option "TD" to the model number and the correct screws will be supplied. For example: AU5407LN x TD.

packing

Each box has a strike, paper template, combination wood and machine screws, lever release tool and easy-to-follow instructions. Cylinder functions supplied with two keys. Ten shelf boxes to a case.

sample specification

All locksets shall be 5400LN Series Grade 1 cylindrical lever locksets as assembled by Yale Locks & Hardware.

Lockset chassis shall be constructed of heavy-gauge cold-rolled steel, trivalent chrome plated to protect against rust and corrosion. Locksets shall be adjustable to fit doors between 1-3/4" (44mm) to 2" (51mm) thick.

Locksets shall be non-handed, and shall install easily without the need for specialized installation tools. Locksets shall have separate anti-rotation throughbolts in the 6 o'clock and 12 o'clock position outside the 2-1/8" face bore, and shall have no exposed mounting screws.

Locksets shall have solid one-piece, cast levers without plastic inserts, and shall be a minimum of 5-1/4" in length. Levers shall operate independently, and shall have inside and outside lever return springs. Outside levers on the keyed locksets shall be removable only when the designated key is in the cylinder.

Locksets shall have the capability of accepting 7-pin standard, interchangeable core and high-security cylinders to provide expansion capacity for large master keyed systems.

Vandal resistant levers shall be offered as a standard feature in all locking functions, and shall be Free Wheeling in the locked condition. Locksets that are rigid in the locked condition or which must require resetting (breakaway) are not acceptable.

The latchbolt shall be made of stainless steel.

All locksets shall carry a comprehensive seven-year mechanical warranty. Locksets shall carry a lifetime warranty against lever sag or lever spring breakage.

All locksets shall comply with the following certifications:

- UL 3 Hour Fire Rating
- ANSI/BHMA A156.2 Series 4000, Grade 1
- ANSI A117.1 Accessibility Code
- ANSI/BHMA A156.115 or A156.115-W Preparation

online literature and templates

For the latest information on Yale Locks & Hardware products, visit our website at: www.yalelocks.com

Click on the “Product Information” button to find:

- Catalogs
- Parts manuals
- Templates
- Specifications
- Installation instructions

Yale® customers can click on the ebusiness symbol  on the website to register for an ebusiness account to:

- Check the status of orders
- Check availability of QuickShip items
- Track your order and confirm delivery
- Receive email notification of template changes
- And More...

Or contact us at:

U.S.A.

Yale Locks & Hardware

Address: 225 Episcopal Road, Berlin, CT 06037-4004

Tel: 1-800-438-1951 • Fax: 1-800-338-0965 • www.yalelocks.com

Canada:

ASSA ABLOY Door Security Solutions Canada

Address: 160 Four Valley Drive, Vaughan, Ontario L4K 4T9

Tel: 1-800-461-3007 • Fax: 1-800-461-8989 • www.assaabloy.ca

International:

ASSA ABLOY Americas International

Tel: 1-905-821-7775 • Fax: 1-905-821-1429 • www.assaabloyai.com

Yale Locks & Hardware is a division of Yale Security Inc., an ASSA ABLOY Group company.

Yale®, eBoss®, SecureX® and MicroShield® are registered trademarks of Yale Security Inc., an ASSA ABLOY Group company. Free Wheeling and Design™ is a trademark of Yale Security Inc., an ASSA ABLOY Group company. KeyMark® and Security Leg® are registered trademarks of Medeco Security Locks, Inc., an ASSA ABLOY Group company. Other products' brand names may be trademarks or registered trademarks of their respective owners and are mentioned for reference purposes only. These materials are protected under U.S. copyright laws. All contents current at time of publication. Yale Security Inc. reserves the right to change availability of any item in this catalog, its design, construction, and/or its materials. Copyright © 2002, 2012, Yale Security Inc., an ASSA ABLOY Group company. All rights reserved. Reproduction in whole or in part without the express written permission of Yale Security Inc., an ASSA ABLOY Group company is prohibited.

YALE, with its unique global reach and range of products, is the world's favorite lock.

ASSA ABLOY is the global leader in door opening solutions, dedicated to satisfying end-user needs for security, safety and convenience.

42129-9/12R